

CATALOGUE

2022



Manufactured in Denmark

Index

Timeless Lighting	5
Our Designers	7
Basic Pendant	8
CPH Tubelight	12
Eggy Pop Collection	16
Eggy Pop In	18
Eggy Pop Up	20
Eggy Pop Pendant	22
Eggy Pin Floor / Table	24
Eggy Pop Out	26
Grid Pendant	28
Nola Collection	32
Oblique Collection	34
Oblique Floor	36
Oblique Table	38
Oblique Wall	42
Peak Pendant	46
Arcus Wall / Ceiling	50
Perfo Wall	52
Customized Solutions	54
Technical Specifications	56



Timeless Lighting

Manufactured in Denmark

Cph Lighting is a Danish lighting company based in Hjerfing, a small seaside town on the West coast of Denmark.

We want to make lamps that can withstand years of daily use and are cherished for generations because of their timeless design and good quality. This is why our products are popular in private homes as well as public interiors, ranging from hotels and offices to health care, and education etc..

Therefore, our lighting collection is designed with the greatest attention to design, functionality, high quality, and low energy consumption.

The Cph Lighting collection is manufactured in Denmark. Components are made by highly qualified and carefully-selected Danish sub-suppliers, using traditional craftsmanship in combination with modern technology. Assembly and quality control is done in our own workshop.

This set-up offers many advantages: Hands-on control with product quality. Fair labour conditions are secured. Transportation of components and the finished products is reduced for the benefit of our environment. The ability to offer our clients customized solutions on many of our designs, even in limited quantities. And many more...

We hope you will enjoy our catalogue.



Eggy Pop Pendant ø32

Our Designers



Guglielmo Berchicci

Born in Italy. Lives and works in Palma, Mallorca. Guglielmo Berchicci holds a bachelor degree in architecture from the Polytechnic University of Milan, and is a renowned designer in Italy and abroad. His work of architecture and design stems from his fascination with the complexities of nature and life.

Designs for Cph Lighting:
The Eggy Pop collection.



Morten Flensted

Born in Denmark. Lives and works in the city of Aarhus. Morten Flensted was trained as an electrician and electronic engineer before graduating as an industrial designer from Kolding School of Design.

Designs for Cph Lighting:
Peak, Nola, and the Cph Lighting logo.



Tom Stepp

Born in Denmark. Lives and works in the city of Helsingør. Tom Stepp is one of Denmark's most renowned and productive designers. He was trained as a carpenter, building technician and construction technician before graduating as an architect from the Royal Danish Academy of Fine Arts in Copenhagen. A background which has given him a pragmatic approach to the design process.

Designs for Cph Lighting:
Basic, Grid, Oblique, and Perfo.



Basic

Design: Tom Stepp - 1980

Classic and functional design with a high light output. Basic is open at the top, whereby the upper plates are illuminated for a decorative effect. The inner shade elegantly screens off the bulb to prevent glare. Available in three sizes in black and white.

From left: Basic 500 White, Basic 260 White, Basic 400 Black





Cph Tubelight Bronze at Hotel Kong Arthur, Copenhagen

CPH Tubelight

Design: Cph Lighting - 2019

CPH Tubelight is a family of ceiling spots. Details such as the rounded edges and installation with no visible screws exude elegance and minimalism. Available in three lengths and three colours: Vivid bronze, classic white, and stylish black. Use one length, or mix them for a sculptural and random effect.



12-7 Black



12-7 White



Cph Tubelight Bronze at Hotel Kong Arthur, Copenhagen





Eggy Pop Pendants ø70

Eggy Pop Collection

Design: Guglielmo Berchicci - 2004

The Eggy Pop collection is based on an egg-shaped diffuser, available in three sizes, and includes lamps for floor, table, ceiling, wall, suspension, and outdoors. The opal white Eggy Pop diffusers are made of rotation moulded polyethylene (PE). A recyclable, strong, UV-resistant, and easy to maintain plastic material which also emits a soft and glare free light. Thanks to the iconic design, Eggy Pop lamps are suitable for many interior styles.



Eggy Pop In ø55 and ø70

Eggy Pop In

Design: Guglielmo Berchicci - 2004

Eggy Pop In is a decorative lamp for use on the floor or on an elevated surface. The strong PE-material makes Eggy Pop In the perfect floor lamp for use in busy private and public areas, such as lobbies, halls, hotel rooms, etc.. Available in three sizes with on/off or dimmer switch.



Eggy Pop Up

Design: Guglielmo Berchicci - 2004

Eggy Pop Up is a functional and decorative fixture in three sizes for wall and ceiling. The discreet fixation provides a sleek and clean look. Use them alone or in clusters, mixed or same size, for a decorative effect.



Eggy Pop Up and Eggy Pop Pendants at Mildreds restaurant, Dalston (London), UK





Eggy Pop Pendant Ø70 at Frelloskolen Varde, Denmark

Eggy Pop Pendant

Design: Guglielmo Berchicci - 2004

The iconic and inviting shape of the Eggy Pop Pendant makes it the perfect choice for all interior styles. Available in three sizes and various cord/wire lengths. Mounted with a curved cord for an elegant and floating look. Beautiful alone or in clusters, same size or mixed.



Eggy Pop Pendants at Jäggi Watches and Jewels in Chur, Switzerland.
Photo credit: Dobas CH

Eggy Pin Floor & Eggy Pin Table

Design: Guglielmo Berchicci - 2004

The organic egg-shaped shade of Eggy Pin Table and Eggy Pin Floor, elevated on the elegant slim base, emits a beautiful and glare-free light. Available with on/off or dimmer switch.



Eggy Pin Table at Makenordic showroom, Aarhus Denmark

Eggy Pop Out

Design: Guglielmo Berchicci - 2004

Eggy Pop Out lamps are the perfect mood maker for outdoor areas all year round. Made of UV-resistant, recyclable, and strong PE. Insulation class: IP55. Available in three sizes and option of three cable lengths. Accessory: Fixation bracket.



Eggy Pop Out all sizes.

Mystery (black)



Grid

Design: Tom Stepp - 2011

Grid combines modern and classic Scandinavian design, and is a refined interpretation of traditional industrial lamps used above metal lathes. The metal grid adds a twist to the design and prevents nosy fingers from touching the bulb. The shape of the shade ensures perfect reflection of the light, enabling Grid to illuminate even large surfaces.

Available in seven Nordic colours.



North (blue)



Bright (White)



Beach (Beige)



Moss (Green)



Sunrise (Yellow)



South (Pink)



Grid pendants Beach at The Office Group (TOG) Euston, London



Customised version of the Nola table lamp by Morten Flensted.
Mounted into the wall panels at Hotel Kong Arthur in Copenhagen.

Nola

Design: Morten Flensted - 2019

The Nola collection consists of a table lamp, a wall lamp, and a pendant. Nola resembles a flower, the head elegantly resting on the slim stalk. The soft and rounded shade and the slim structure radiates minimalism and grace. Nola is made of spun aluminium and steel, in white and black, with joint in raw brass. Uses GU10-230V LED bulbs.

Release: Spring 2022.



Nola Table
White



Nola Wall
White



Nola Pendant
White



Nola Table
Black



Nola Wall
Black



Nola Pendant
Black

Oblique Collection

Design: Tom Stepp - 1979

Oblique is a timeless and classic lighting collection with exceptional details, finish, and functionality. Available as a floor lamp, a table lamp, and a wall lamp.

Oblique is the perfect reading lamp: The on/off switch, elegantly positioned on the tilt- and turnable shade, makes Oblique flexible and easy to operate. The oblique-cut shade ensures an asymmetrical, pleasant, and glare-free light.

The Oblique shade is made of lacquered aluminium, handcrafted with traditional metal spinning techniques.

The stem and joint are available in two finishes: Glossy chrome or brushed brass. The brass is coated with a transparent lacquer to prevent tarnish.

With a choice of fourteen colour/stem finish combinations, you can always find the perfect match for your interiors.



White
Chrome



Black
Chrome



Glossy White
Chrome



Glossy Black
Chrome



Flint Grey
Chrome



Petrol Blue
Chrome



Olive Green
Chrome



Tile Red
Chrome



White
Brushed brass



Black
Brushed brass



Flint Grey
Brushed brass




Petrol Blue
Brushed brass



Olive Green
Brushed brass



Tile Red
Brushed brass



White/Chrome

Oblique Floor

Design: Tom Stepp - 1979

Oblique floor is your best companion by your favourite reading chair. The adjustable shade and the integrated on/off switch enables you to operate the lamp within an arm's reach. Oblique Floor is heavy enough to stand steadily, yet light enough to be easily moved to a different spot.



Oblique Floor Black / Brass



Location/Styling: Funktion Alley Ltd. (UK) Photo Credit: Johnny Carr.

Oblique Table

Design: Tom Stepp - 1979

Oblique Table lamp is the ideal task and reading light at your desk or nightstand. Apart from offering great reading light, the small and stable base leaves plenty of space for your paperwork, alarm clock, or bedside book.



Petrol Blue/Chrome



Oblique Wall

Design: Tom Stepp - 1979

Oblique Wall is perfect by your bed, sofa, or even above your kitchen counter. The integrated switch on the tilt & turnable lamp head enables you to easily operate the lamp within arm's reach. Oblique Wall is available with visible cord as standard, and hardwired on request.



Flint Grey/Chrome



Oblique Wall Olive Green / Brass



Oblique Wall Tile Red / Brass



Peak

Design: Morten Flensted - 2015

Peak is a unique pendant made of genuine materials: Solid oak shade in three finishes (natural lacquered, black stain, or smoked), goldplated cordgrip, and textile covered silicone cord. The curves of the shade elegantly interact with the soft and warm wood. Peak may be small in size, but the 60D beam angle GU10 LED bulb (delivered with the lamp) enables Peak to illuminate even large surfaces.





Peak Black Stained Oak



Peak Natural Oak. Location/Styling: Funktion Alley Ltd. (UK). Photo Credit: Johnny Carr.



Arcus

Design: Cph Lighting - 2000


Arcus is a classic and robust outdoor armature available for wall and ceiling with band/clear diffuser, or without band/opal diffuser. Arcus is made of hot-dipped galvanised steel, suitable for private and public installations which require a tamper-proof fixture designed to withstand harsh climates.



Perfo

Design: Tom Stepp - 2000

Perfo is a timeless wall fixture made of hot-dipped galvanised steel. An elegant effect is created when the light penetrates through the perforated front cover. Perfo is a robust fixture, strong enough to withstand even harsh climates.



Perfo at Restaurant Strandgaarden, Henne Strand, Denmark

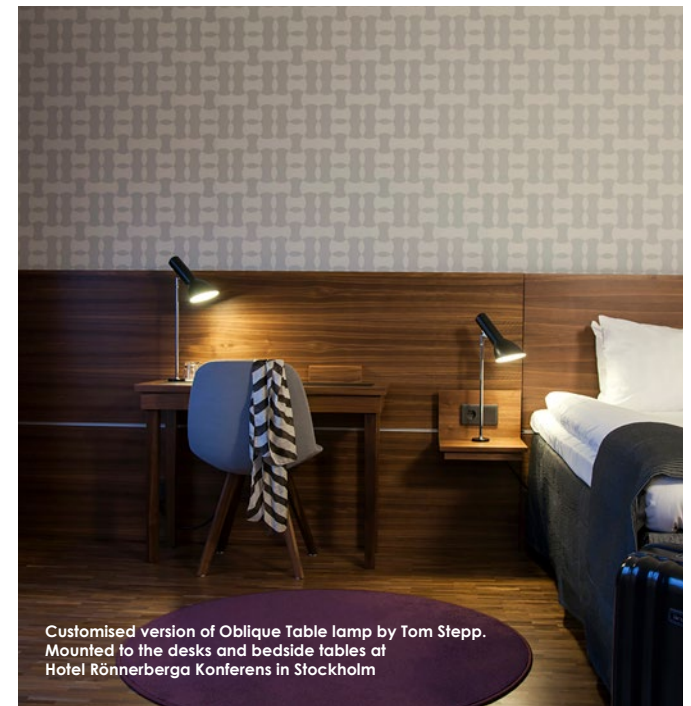
Customised version of Nola by Morten Flensted.
Mounted into the wall panels at Hotel Kong Arthur in Copenhagen.



Looking for something special?

We can help you!

For professional clients we offer customized versions of our standard collection, as well as new designs that will fulfill specific visual and/or technical requests. Contact us for more information.

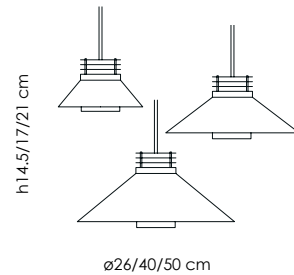


Customised version of Oblique Table lamp by Tom Stepp.
Mounted to the desks and bedside tables at
Hotel Rönnerberga Konferens in Stockholm

Technical Specifications

Basic	56
CPH Tubelight	57
Grid	57
Peak	57
Eggy Pop	58
Oblique Chrome	60
Oblique Brass	61
Nola	62
Arcus	63
Perfo	63

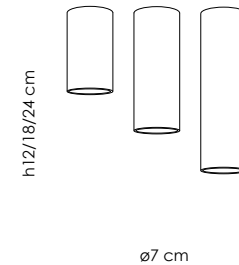
Basic Pendant



Dimensions	260: ø26 x h14.5 cm 400: ø40 x h17 cm 500: ø50 x h21 cm
Materials	Aluminium, steel, textile cord
Colours	White, Black with matching cord.
Light source	E27 - 230V, max 100W
Mounting	3m textile cord 2x0.75mm ² , baldachine, and terminal block 2x2.5mm ²
Marking	IP20 - Cl.II, CE-marking, F-marking
Model no.	260 White: 41110 260 Black: 41112 400 White: 41111 400 Black: 41113 500 White: 41114 500 Black: 41115



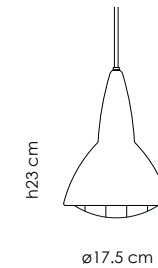
CPH Tubelight



Dimensions	12-7: h12 x 7 cm 18-7: h18 x 7 cm 24-7: h24 x 7 cm
Materials	Aluminium, steel
Colours	Bronze, White, Black
Light source	GU10 - 230V, max10W LED
Mounting	Terminal block 3x2.5mm ² . Strain relief for installation cables. Looping possible.
Marking	IP20 - Cl.I, CE-marking, F-marking
Model no.	Bronze 12-7: 42100 Bronze 18-7: 42101 Bronze 24-7: 42102 White 12-7: 42110 White 18-7: 42111 White 24-7: 42112 Black 12-7: 42120 Black 18-7: 42121 Black 24-7: 42122



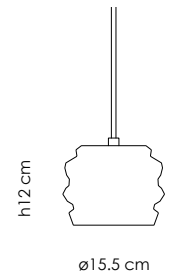
Grid Pendant



Dimensions	ø17.5 x h23 cm
Materials	Aluminium, steel, textile cord
Colours	Bright (white), Mystery (black), North (blue), Beach (beige), Sunrise (yellow), Moss (green), South (pink) Black cord on Mystery. Others with white cord.
Light source	E27 - 230V, max 60W
Mounting	3m textile cord 2x0.75mm ² , baldachine, terminal block 2x2.5mm ²
Marking	IP20 - Cl.II, CE-marking, F-marking
Model no.	Bright: 41170 Mystery: 41171 Beach: 41172 North: 41173 Sunrise: 41174 Moss: 41175 South: 41176




Peak Pendant



Dimensions	h12 x ø15.5 cm
Materials	Shade: Solid oak. Joint: Goldplated brass. Textile cord.
Colours	Natural oak (lacquer), Smoked oak (oiled), Black oak (lacquer). Black cord
Light source	GU10 - 230V, max 7.5W LED (4.9W LED included)
Mounting	3m textile covered silicone cord 2x0.75mm ² , baldachine, terminal block 2x2.5mm ²
Marking	IP20 - Cl.II, CE-marking, F-marking
Model no.	Oak Natural: 41190 Oak Black: 41191 Oak Smoked: 41192

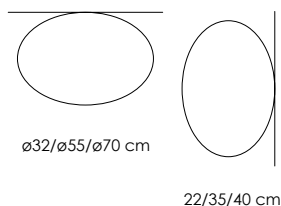


Eggy Pop In



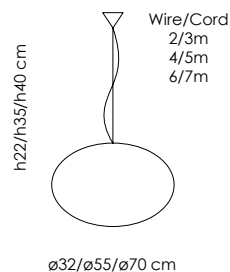
Dimensions	ø32 x h22cm ø55 x h35 cm ø70 x h40 cm
Materials	Diffuser: Rotation moulded Polyethylene (PE). Base: POM. Plastic cord.
Colours	Opal white Cord + switch: On/off: White Dimmable: Transparent.
Light source	E27 - 230V, max 75W
Mounting	2m plastic cord 2x0.75mm ² w/EU-plug. On/off or DIMM switch UK: UK-plug adaptor.
Marking	IP20 - Cl.II, CE-marking, F-marking
Model no.	ø32: 44281 ø32 DIM: 44291 ø55: 44282 ø55 DIM: 44292 ø70: 44283 ø70 DIM: 44293

Eggy Pop Up



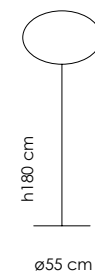
Dimensions	ø32 x 22cm ø55 x 35 cm ø70 x 40 cm
Materials	Diffuser: Rotation moulded Polyethylene (PE). Base: POM.
Colours	Opal white
Light source	E27 - 230V, max 75W
Mounting	Terminal block 2x1.5mm ² . Optional mouting with visible cord.
Markings	IP20 - Cl.II, CE-marking, F-marking
Model no.	ø32: 43151 ø32: 43152 ø32: 43153

Eggy Pop Pendant



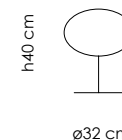
Dimensions	ø32 x h22cm ø55 x h35 cm ø70 x h40 cm
Materials	Diffuser: Rotation moulded Polyethylene (PE). Base: POM. Steel wire, plastic cord.
Colours	Opal white White cord, steel wire
Light source	E27 - 230V, max 75W
Mounting	2m wire/3m cord* 4m wire/5m cord* 6m wire/7m cord* *)2x0.75mm ² , baldachine, terminal block 2x2.5mm ² .
Marking	IP20 - Cl.II, CE-marking, F-marking
Model no.	ø32 2/3m: 41181 ø32 4/5m: 41151 ø32 6/7m: 41153 ø55 2/3m: 41182 ø55 4/5m: 41151 ø55 6/7m: 41154 ø70 2/3m: 41183 ø70 4/5m: 41152 ø70 6/7m: 41155

Eggy Pin Floor



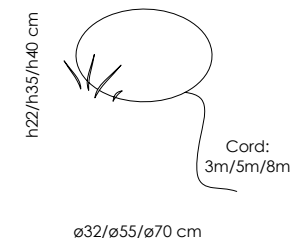
Dimensions	Pin Floor 55 x h180 cm
Materials	Diffuser: Rotation moulded Polyethylene (PE) Base and stem: POM, lacquered steel. Plastic cord.
Colours	Opal white / White Cord + switch: On/off: White Dimmable: Transparent.
Light source	E27 - 230V, max 75W
Mounting	1.7 m plastic cord 2x0.75mm ² w/EU-plug. On/off or DIMM switch UK: UK-plug adaptor.
Marking	IP20 - Kl.II, CE-marking, F-marking
Model no.	On/off: 44286 Dim.: 44296

Eggy Pin Table



Dimensions	Pin Table: ø32 x h40 cm
Materials	Diffuser: Rotation moulded Polyethylene (PE) Base and stem: POM, lacquered steel. Platic cord.
Colours	Opal white / White Cord + switch: On/off: White Dimmable: Transparent.
Light source	E27 - 230V, max 75W
Mounting	1.7 m plastic cord 2x0.75mm ² w/EU-plug. On/off or DIMM switch UK: UK-plug adaptor.
Marking	IP20 - Kl.II, CE-marking, F-marking
Model no.	On/off: 44181 Dim.: 44191

Eggy Pop Out



Dimensions	ø32 x h22cm ø55 x h35 cm ø70 x h40 cm
Materials	Diffuser: Rotation moulded Polyethylene (PE). Base: POM. Rubber cord. Fixation (access.): POM
Colours	Opal white Black cord.
Light source	E27 - 230V, max 75W
Mounting	3m/5m/8m cord 2x1mm ² w/Schuko splash-proof plug. UK: UK-plug adaptor. Switzerland: 3m/5m cord w/Swiss Plug. Fixation bracket
Accessory	
Marking	IP55 - Cl.II, CE-marking, F-marking
Model no.	ø32 3m: 47281 ø32 5m: 47286 ø32 8m: 47291 ø55 3m: 47282 ø55 5m: 47287 ø55 8m: 47292 ø70 3m: 47283 ø70 5m: 47288 ø70 8m: 47293 Fixation: 47270

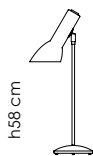
Oblique Floor Chrome



w26 cm / ø20 cm

Dimensions	h132 cm x w26 cm Base: ø20 cm	
Materials	Lamp head: Spun aluminium. Base: Cast iron, steel. Stem: Chromed steel. Joint: Chromed brass	
Colours	White, Black, Glossy White, Glossy Black, Flint Grey, Petrol Blue, Olive Green, Tile Red. White/Glossy White: White cord. All others: Black cord.	
Light source	E27 - 230V, max 60W	
Mounting	2.8 m cord 2x0.75mm ² w/ EU-plug. UK: UK plug adaptor.	
Marking	IP20 - Cl.II, CE-marking, F-marking	
Model no.	White: 44200 Black: 44201 Glossy White: 44208 Glossy Black: 44209 Flint Grey: 44252 Petrol Blue: 44253 Olive Green: 44254 Tile Red: 44255	

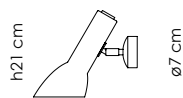
Oblique Table Chrome



w25 cm / ø17 cm

Dimensions	h58 cm x w25 cm Base: ø17 cm	
Materials	Lamp head: Spun aluminium. Base: Steel. Stem: Chromed steel. Joint: Chromed brass.	
Colours	White, Black, Glossy White, Glossy Black, Flint Grey, Petrol Blue, Olive Green, Tile Red. White/Glossy White: White cord. All others: Black cord.	
Light source	E27 - 230V, max 60W	
Mounting	3.3 m cord 2x0.75mm ² w/ EU-plug. UK: UK plug adaptor.	
Marking	IP20 - Kl.II, CE-marking, F-marking	
Model no.	White: 44100 Black: 44101 Glossy White: 44108 Glossy Black: 44109 Flint: 44152 Petrol: 44153 Olive Green: 44154 Tile Red: 43155	

Oblique Wall Chrome



d22.5 cm

Dimensions	h21 cm x d22.5 cm Wall base: ø7 cm	
Materials	Lamp head: Spun aluminium. Wall base: Steel. Joint: Chromed brass.	
Colours	White, Black, Glossy White, Glossy Black, Flint Grey, Petrol Blue, Olive Green, Tile Red. All colours: White cord.	
Light source	E27 - 230V, max 60W	
Mounting	3.9 m cord 2x0.75mm ² w/EU-plug. UK: UK plug adaptor. Hardwired on request.	
Marking	IP20 - Cl.II, CE-marking, F-marking	
Model no.	White: 43100 Black: 43101 Glossy White: 43174 Glossy Black: 43175 Flint Grey: 43104 Petrol Blue: 43105 Olive Green: 43106 Tile Red: 43107	

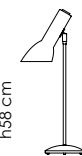
Oblique Floor Brass



w26 cm / ø20 cm

Dimensions	h132 cm x w26 cm Base: ø 20 cm	
Materials	Lamp head: Spun aluminium. Base: Cast iron, steel. Stem and joint: Solid brushed brass w/ transparent lacquer.	
Colours	White, Black, Flint Grey, Petrol Blue, Olive Green, Tile Red. White: White cord. All others: Black cord.	
Light source	E27 - 230V, max 60W	
Mounting	2.8 m cord 2x0.75mm ² w/EU-plug. UK: UK plug adaptor.	
Marking	IP20 - Cl.II, CE-marking, F-marking	
Model no.	White: 44215 Black: 44216 Flint Grey: 44256 Petrol Blue: 44257 Olive Green: 44258 Tile Red: 44259	

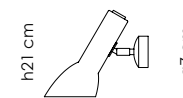
Oblique Table Brass



w25 cm / ø17 cm

Dimensions	h58 cm x w25 cm Base: ø 17 cm	
Materials	Lamp head: Spun aluminium. Base: Steel. Stem and joint: Solid brushed brass w/ transparent lacquer.	
Colours	White, Black, Flint Grey, Petrol Blue, Olive Green, Tile Red. White: White cord All others: Black cord	
Light source	E27 - 230V, max 60W	
Mounting	3.3 m cord 2x0.75mm ² w/EU-plug. UK: UK plug adaptor.	
Marking	IP20 - Cl.II, CE-marking, F-marking	
Model no.	White: 44115 Black: 44116 Flint Grey: 44156 Petrol Blue: 44157 Olive Green: 44158 Tile Red: 44159	

Oblique Wall Brass

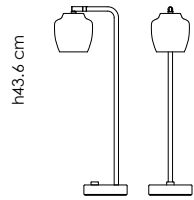


w22.5 cm

Dimensions	h21 cm x d22.5 cm Wall base: ø7 cm	
Materials	Lamp head: Spun aluminium. Wall base: Steel. Joint: Solid brushed brass w/ transparent lacquer.	
Colours	White, Black, Flint Grey, Petrol Blue, Olive Green, Tile Red. White cord	
Light source	E27 - 230V, max 60W	
Mounting	3.9 m cord 2x0.75mm ² w/EU-plug. UK: UK plug adaptor. Hardwired on request.	
Marking	IP20 - Cl.II, CE-marking, F-marking	
Model no.	White: 43108 Black: 43109 Flint Grey: 43110 Petrol Blue: 43111 Olive Green: 43112 Tile Red: 43113	



Nola Table

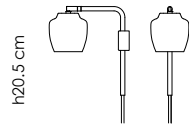


d14.8 cm / w10 cm

Dimensions	h43.6 x d14.8 cm Shade: ø8.8 cm Base: ø10 cm
Materials	Shade: Spun aluminium. Joint: Raw brass. Stem and base: Steel
Colours	White and Black with matching textile cord.
Light source	230V, GU10-max 10W
Mounting	2.6 m textile cord 2x0.75mm ² w/EU-plug. UK: UK plug adaptor.
Marking	IP20 - Cl.II, CE-marking, F-marking
Model no.	White: 44130 Black: 44131



Nola Wall

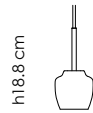


d18.5 cm / w8.8 cm

Dimensions	h20.5 x d18.5 cm Shade: ø8.8 cm
Materials	Shade: Spun aluminium. Joint: Raw brass. Stem: Steel. Base: Aluminium
Colours	White and Black with matching textile cord.
Light source	230V, GU10-max 10W
Mounting	2.8 m textile cord 2x0.75mm ² w/EU-plug. UK: UK plug adaptor.
Marking	IP20 - Cl.II, CE-marking, F-marking
Model no.	White: 43160 Black: 43161



Nola Pendant

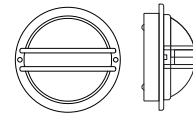


ø 8.8 cm

Dimensions	h18.8 x ø8.8 cm
Materials	Shade: Spun aluminium. Stem: Steel
Colours	White and Black with matching textile cord.
Light source	230V, GU10-max 10W
Mounting	2.8 m textile cord 2x0.75mm ² , baldachine, terminal block 2x2.5mm ² .
Marking	IP20 - Cl.II, CE-marking, F-marking
Model no.	White: 41120 Black: 41121



Arcus Wall

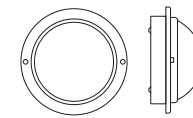


ø27.4 cm d14.5 cm

Dimensions	ø27.4 x d14.5 cm
Materials	Hotdipped galvanized steel, polycarbonate.
Colours	Steel and transparent
Light source	230V, E27-max 60W HF18W TC-D/GX24q-2
Mounting	Terminal block 3x2.5mm ² . Looping possible.
Marking	IP55 - Cl.I, CE-marking, F-marking
Model no.	230V-E27: 43115 HF18W: 43117



Arcus Wall/Ceiling

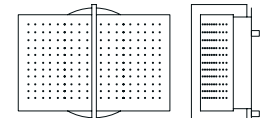


ø27.4 cm 13.5 cm

Dimensions	ø27.4 x d13.5 cm
Materials	Hotdipped galvanized steel, polycarbonate.
Colours	Steel and opal
Light source	230V, E27-max 60W HF18W TC-D/GX24q-2
Mounting	Terminal block 3x2.5mm ² . Looping possible.
Marking	IP55 - Cl.I, CE-marking, F-marking
Model no.	230V-E27: 43130 HF18W: 43132



Perfo



w32 cm x h24 cm d14.5 cm

Dimensions	b32 x h24 x d14.5 cm
Materials	Hotdipped galvanized steel, polycarbonate.
Colours	Steel and opal
Light source	18W TC-TEL/GX24q-2/ Compact fluorescent
Mounting	Terminal block 3 x 2.5mm ² . Looping possible.
Marking	IP44 - Cl.I, CE-marking, F-marking
Model no.	Perfo: 43141



Important:

All information in this catalogue is without engagement, replaces all preceeding information, and can always be modified.
Cph Lighting has the right to change the technical aspects of its products at any time without prior notice.
All products are supplied without lightbulbs, unless otherwise stated.
For further technical information, please visit: www.cphlighting.dk
Copyright & all rights reserved Cph Lighting.
Catalogue: 2022



/CphLighting

@CphLighting

/cph-lighting